

# *Benvenuta/o nel mondo di Bea !*

Lasciatevi ispirare dai colori e dai nostri tessuti di alta qualità per creare tutto ciò che desiderate, completamente su misura

Nel seguente catalogo troverete tutte le informazioni necessarie per creare il tuo articolo su misura e personalizzarlo in ogni singolo dettaglio.

**Pagina 2** - Il catalogo cotone

**Pagina 3** - le istruzioni per creare il tuo prodotto su misura

**Dalla pagina 4 alla 14** - Cartelle colori cotone

**Pagina 15** - Il catalogo tessuto a quadri

**Pagina 16** - le istruzioni per creare il tuo prodotto su misura

**Pagina 17** - Cartella colori tessuto quadri

**Pagina 18** - Il catalogo tessuto rigato

**Pagina 19** - le istruzioni per creare il tuo prodotto su misura

**Pagina 20** - Cartella colori tessuto rigato

**Pagina 21** - Il catalogo dei filati

**Pagina 22** - le istruzioni per creare il ricamo

**Dalla pagina 23 alla 26** - Cartella colori filati

**Ba**

**CATALOGO: COTONE**

---

100% COTONE

## Segui le istruzioni per creare il tuo prodotto su misura

---

Ecco la nostra cartella colori dei tessuti.

Segui questi semplici passaggi per selezionare i colori desiderati:

- **Scegli il colore del tessuto:** esamina attentamente la cartella colori e seleziona il colore del tessuto che preferisci.

- **Ricorda il nome del colore:** annota il nome esatto del colore scelto.

(Esempio: Naranja)


- **Inserisci il nome nei dettagli dell'ordine:** quando completi l'ordine, inserisci il nome del colore nei dettagli richiesti.

### Come scegliere il colore del tessuto


Trova il nome del colore del tessuto sotto ogni variante nella cartella colori. Riporta esattamente il nome del colore nel tuo ordine.

#### Esempio:


“Naranja”



**Naranja**




**Bianco**




**Conchiglia**




**Silk**




**Nat.Eco**




**Egg**




**Bisso**




**Marble**



**Neutral Gray**




**Fog**



**Beach**




**Dune**




**Ramiè**







**Simply Taupe**




**Pear Sorbet**




**Angora**




**Top Banana**




**Dusty Yellow**




**Marzapane**




**Antilope**




**Camoscio**




**Caramel**



**Humus**




**Cocco**




**Gianduia**







**Col. Simply Taupe  
991ME**




**Col. Pear Sorbet  
103CH**




**Col. Angora  
232CH**




**Top Banana**




**Dusty Yellow**




**Marzapane**




**Antilope**




**Camoscio**




**Caramel**



**Humus**




**Cocco**




**Gianduia**







**Canarino**




**Limoncello**




**Grano**




**Nectar**




**Lion**




**Argilla**




**Melone**




**Cinnamon**




**Mandarin**



**Apricot**




**Orange Pepper**




**Amber Brown**







**Ruggine**




**Naranja**




**Becco d'Oca**




**Paprika**




**Cotto**




**Nudo**




**Baby Doll**




**Crystal Pink**




**Potpourri**



**Peonia**




**Cipria Rosa**




**Pink Lady**







**Wood Rose**




**Desert Mauve**




**Incenso**




**Rose Smoke**




**Coral**




**Chateux Rose**




**Samba**




**Coral Red**




**Ribes**



**Sangria**




**Lilac Chiffon**




**Provence**







**Plum**




**Majesty**




**Azalea**




**Bouganvillea**




**Rosa Barocco**




**Melograno**




**Corniolo**




**Mauve Orchid**




**Grape Jam**



**Porpora**




**Sangiovese**




**Frozen**







**Turchese**




**Purity**




**Paradiso**




**Spa**




**Tiffany**




**Agua**




**Acqua Sky**




**Duck**




**Marine Green**



**Agave**




**Kiwi**



**Khaki**







**Lime Green**




**Oasis**




**Aloe**




**Anice**




**Herbal Garden**




**Phantom Green**




**Salice**




**Bamboo**




**Vischio**



**Erba Nuova**




**Eden**




**Malachite**







**Baby Blue**




**Chambray**




**River Blue**




**Blue Fog**




**Nilo**




**Angel Blue**




**Topazio**




**Bleu Greco**




**Atlantis**



**Riverside**




**Iron**




**Stone Wash**







**Deep Blue**



**Margherita**




**Belon**




**Light Grey**




**Fossile**




**Ghost**



**Meteorite**




**Asfalto**




**Storm**



**Grigio Pietra**



**Onice**



**Nero**



**Ba**

**CATALOGO: TESSUTO QUADRI**

---

100% COTONE

## Segui le istruzioni per creare il tuo prodotto su misura

---

Ecco la nostra cartella colori dei tessuti.

Segui questi semplici passaggi per selezionare i colori desiderati:

- **Scegli il colore del tessuto:** esamina attentamente la cartella colori e seleziona il colore del tessuto che preferisci.

- **Ricorda il nome del colore:** annota il nome esatto del colore scelto.

(Esempio:Giallo)

- **Inserisci il nome nei dettagli dell'ordine:** quando completi l'ordine, inserisci il nome del colore nei dettagli richiesti.

### Come scegliere il colore del tessuto

Trova il nome del colore del tessuto sotto ogni variante nella cartella colori. Riporta esattamente il nome del colore nel tuo ordine.

**Esempio:**

“Giallo”



**Giallo**





**Giallo**



**Arancione**



**Fuxia**



**Col. Bluette**



**Rosso**



**Rosa**



**Tortora**



**Col. Lilla**



**Beige**



**Grigio**



**Marrone**



**Col. Nero**



**Col. Verde**



**Col. Blu**

**Ba**

**CATALOGO: TESSUTO RIGATO**

---

100% COTONE



## Segui le istruzioni per creare il tuo prodotto su misura

---

Ecco la nostra cartella colori dei tessuti.

Segui questi semplici passaggi per selezionare i colori desiderati:

- **Scegli il colore del tessuto:** esamina attentamente la cartella colori e seleziona il colore del tessuto che preferisci.

- **Ricorda il nome del colore:** annota il nome esatto del colore scelto.

(Esempio:Blu)

- **Inserisci il nome nei dettagli dell'ordine:** quando completi l'ordine, inserisci il nome del colore nei dettagli richiesti.

### Come scegliere il colore del tessuto

Trova il nome del colore del tessuto sotto ogni variante nella cartella colori. Riporta esattamente il nome del colore nel tuo ordine.

**Esempio:**

“Blu”



**Blu**



**Blu**



**Nero**



**Rosa**



**Ba**

---

**CARTELLA: FILATI**

CARTELLA COLORI  
100% Cotone

## Segui le Istruzioni per creare la tua personalizzazione

---

Ecco la nostra cartella colori dei filati.

Segui questi semplici passaggi per selezionare il colore del tuo ricamo:

- **Scegli il colore del filato:** esamina attentamente la cartella colori e seleziona il colore del filato che preferisci.

- **Ricorda il codice del colore:** annota il codice esatto del colore scelto.  
(Esempio: 2021 )

- **Inserisci il codice nei dettagli dell'ordine:** quando completi l'ordine, inserisci il codice del colore nei dettagli richiesti.

Ricordati inoltre di scegliere se vuoi il ricamo in corsivo o stampatello e indica il nome o le cifre che vuoi ricamare. Ricordati che se vuoi le cifre puntate come nell'esempio non dimenticarti di scriverli (Esempio: B.V. ).

Per ricami di loghi o simboli contattaci così da sviluppare l'impianto assieme.



**STAMPATELLO**



**CORSIVO**

### Come scegliere il colore del filato

Trova il codice del colore del filato accanto a ogni variante nella cartella colori. Riporta esattamente il codice del colore nel tuo ordine.

**Esempio:**  
"2021"

2021











### Desideri un disegno particolare?

Contattaci per sviluppare insieme il logo o la greca che desideri ricamare.


Collaboreremo per creare il disegno e l'impianto perfetti, rendendo la tua parure davvero unica e personalizzata.


















## Scopri le innumerevoli possibilità del nostro cotone 100% Made in Italy

---

La nostra spugna 100% cotone Made in Italy è versatile e di altissima qualità, perfetta per creare una vasta gamma di prodotti. Ecco alcune idee su come puoi utilizzarla:

**Parure letto :** composta da ssotto con angoli, lenzuolo, corpi.-piumino e federe

**Borse mare:** Eleganti e pratiche

**Cuscini d'arredo:** Cuscini decorativi per arricchire i tuoi spazi

**Set asilo:** Composto da sacchetta, viso, ospite e zainetto

**Set culla neoanto:** composta da copri materasso, lenzuolo, piumoncino bottonato e cuscino decorativo

Esplora la qualità e l'eleganza del nostro cotone e crea prodotti unici per ogni esigenza.



*Grazie !*

Il nostro staff è pronto a realizzare il tuo ordine, curandolo in ogni minimo dettaglio



BEATRICE VIGANÒ  
Luxury Design